



DCL SERIES DISPENSER SUMPS

The DCL Series sumps are engineered with intent and offer a watertight solution. Its double conduitless design eliminates unnecessary penetrations by allowing electrical conduits to enter into the dispenser at both ends without penetrating the sump walls.

5-PRODUCT ENTRIES

Extra long sump wall has room for up to five product entries.

HEAVY-GAUGE STEEL FRAMES

The dispenser sump frame is manufactured from heavy gauge steel, providing strength and rigidity, and is designed to lock into the concrete foundation.

DOUBLE CONDUITLESS ENTRY

Electrical Conduit can enter the dispenser without penetrating the sump walls, creating less risk for water intrusion.

SINGLE PIECE CONSTRUCTION

Eliminates any seams and provides less places for water penetration.

1" COMPOSITE RAINLIP

Prevents surface water from entering the sump and offers better protection against rust and corrosion than metallic rainlips.

UNIVERSAL STABILIZER BARS

Universal stabilizer bars with 3-axis adjustment accommodate multi-product dispensers without displacing product lines and ensure proper load transfer in case of an impact from any direction.

100% FIBERGLASS

100% high quality, non-corrosive fiberglass provides long-term reliable containment from fuel exposure without voiding warranty, warping, cracking or becoming brittle.

'BRITE-WHITE' INTERIOR

Our signature 'Brite-White' interior reflects light for better visibility and makes identifying leak points easier.

DUO-MOLDED TECHNOLOGY

Our fiberglass sumps utilize Duo-Molded Technology. Using premium raw materials with a high glass content, we create two layers of fiberglass, offering superior strength and fuel resistance.



Powder Coated Shear Valve
Stabilizer Assembly Kit
(Sold Separately)



DOUBLE WALL OPTIONS

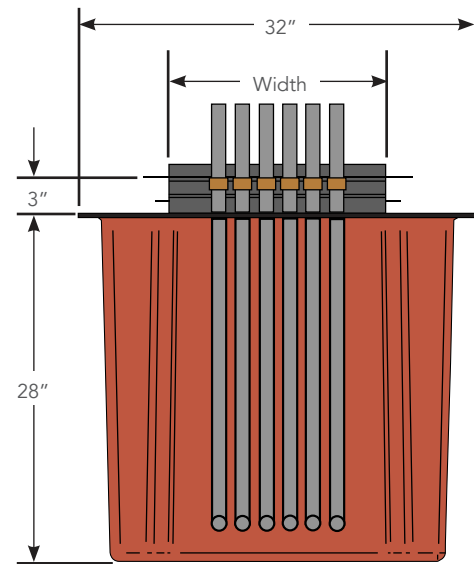
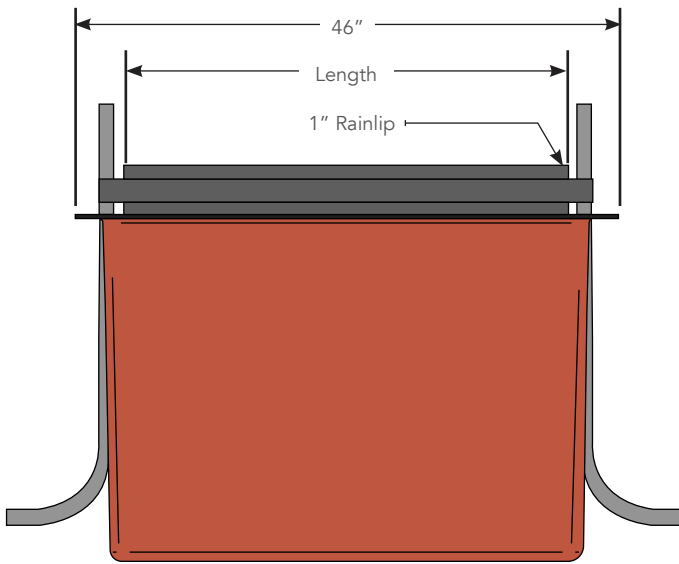
Available in double wall for a variety of monitoring options to satisfy local regulations and requirements. From dry fluid or fluid filled interstitial to vacuum interstice monitoring, PCI has all options to best fit your installation and compliance needs.

NESTABLE

Multiple sumps can be stacked and nested together to significantly reduce shipping costs and simplify inventory by storing more sumps on less pallets.

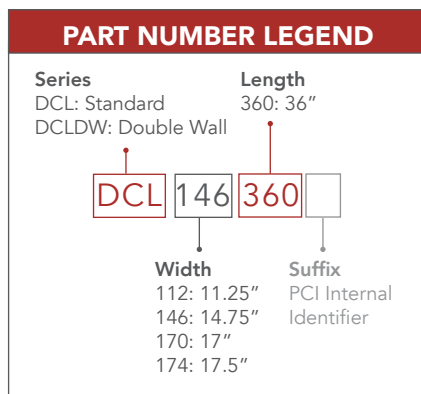


DCL SERIES DISPENSER SUMPS



Dispenser Model	DCL Series	Double Wall	Width	Length	Stabilizer Kit
Bennett Pacific	DCL146360B	DCLDW146360B	14.75"	36"	SVU-L
Gilbarco Encore	DCL174360	DCLDW174360	17.5"	36"	SVU-L
Wayne Helix (48")	DCL170360	DCLDW170360	17"	36"	SVU-L
Wayne Ovation	DCL146360	DCLDW146360	14.75"	36"	SVU-L
Wayne Vista (48")	DCL112360	DCLDW112360	11.25"	36"	SVU-S

Note: Additional Models Available



DOUBLE WALL OPTIONS

Available in double wall for a variety of monitoring options to satisfy local regulations and requirements. From dry fluid or fluid filled interstitial to vacuum interstice monitoring, PCI has all options to best fit your installation and compliance needs.